

# **2010-2011**

# **Performance Data**

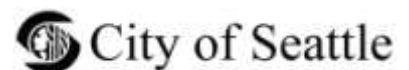
# **Seattle Public Schools**

**Prepared by:**

**City of Seattle, Office for Education**

**with OSPI and SPS data**

**December 2011**



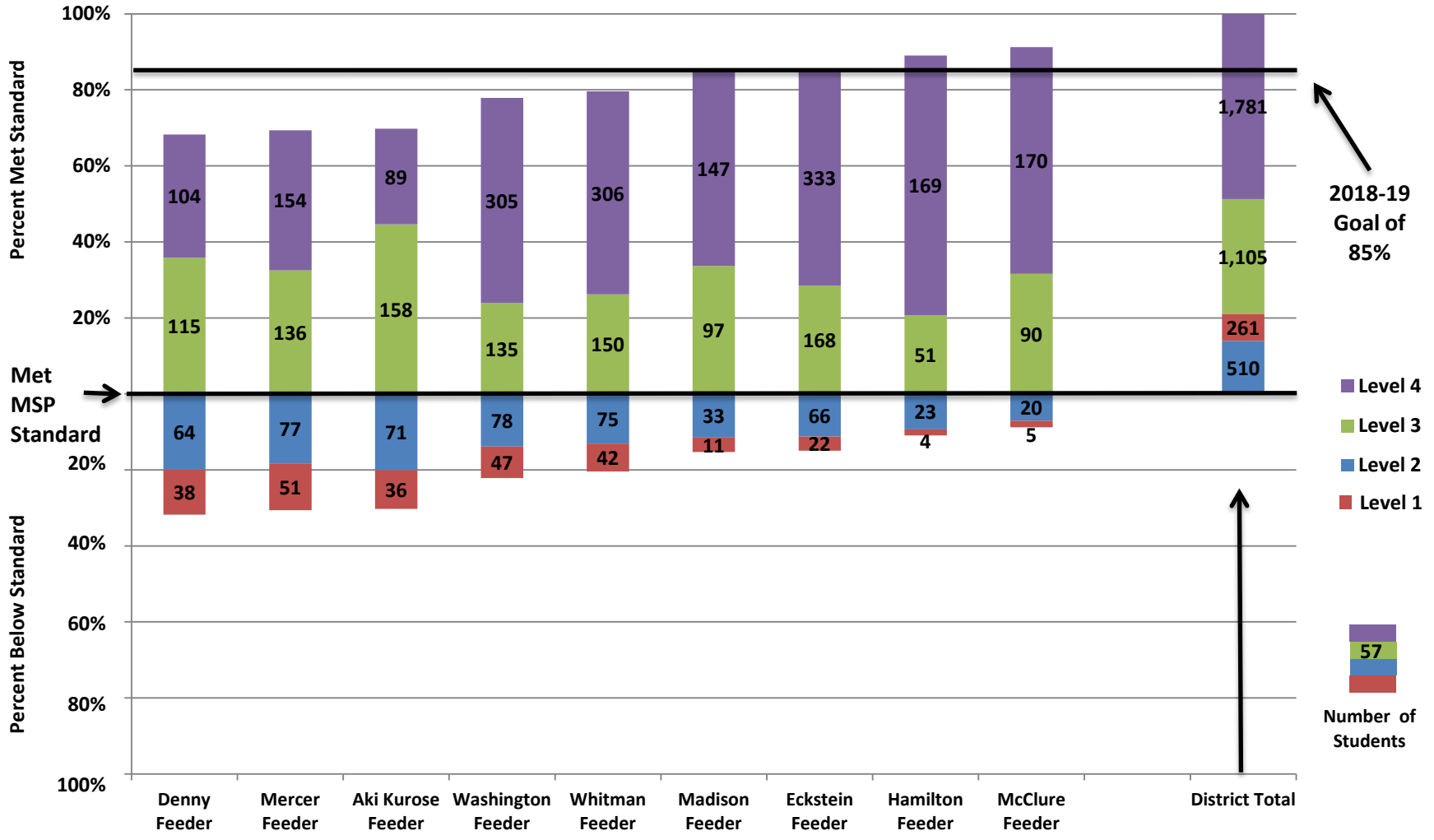
## TABLE OF CONTENTS

	<u>Page</u>
District Level Data by Grade/School Level .....	1
MAP District Data .....	16
English Language Learner District Data.....	22
Middle School Feeder Patterns .....	28
Elementary Segmentation.....	33
Aki Kurose Feeder Pattern .....	36
Denny Feeder Pattern .....	41
Eckstein Feeder Pattern .....	46
Hamilton Feeder Pattern .....	51
Madison Feeder Pattern .....	56
McClure Feeder Pattern .....	61
Mercer Feeder Pattern.....	66
Washington Feeder Pattern .....	71
Whitman Feeder Pattern .....	76
K-8, Middle & High School Data .....	81

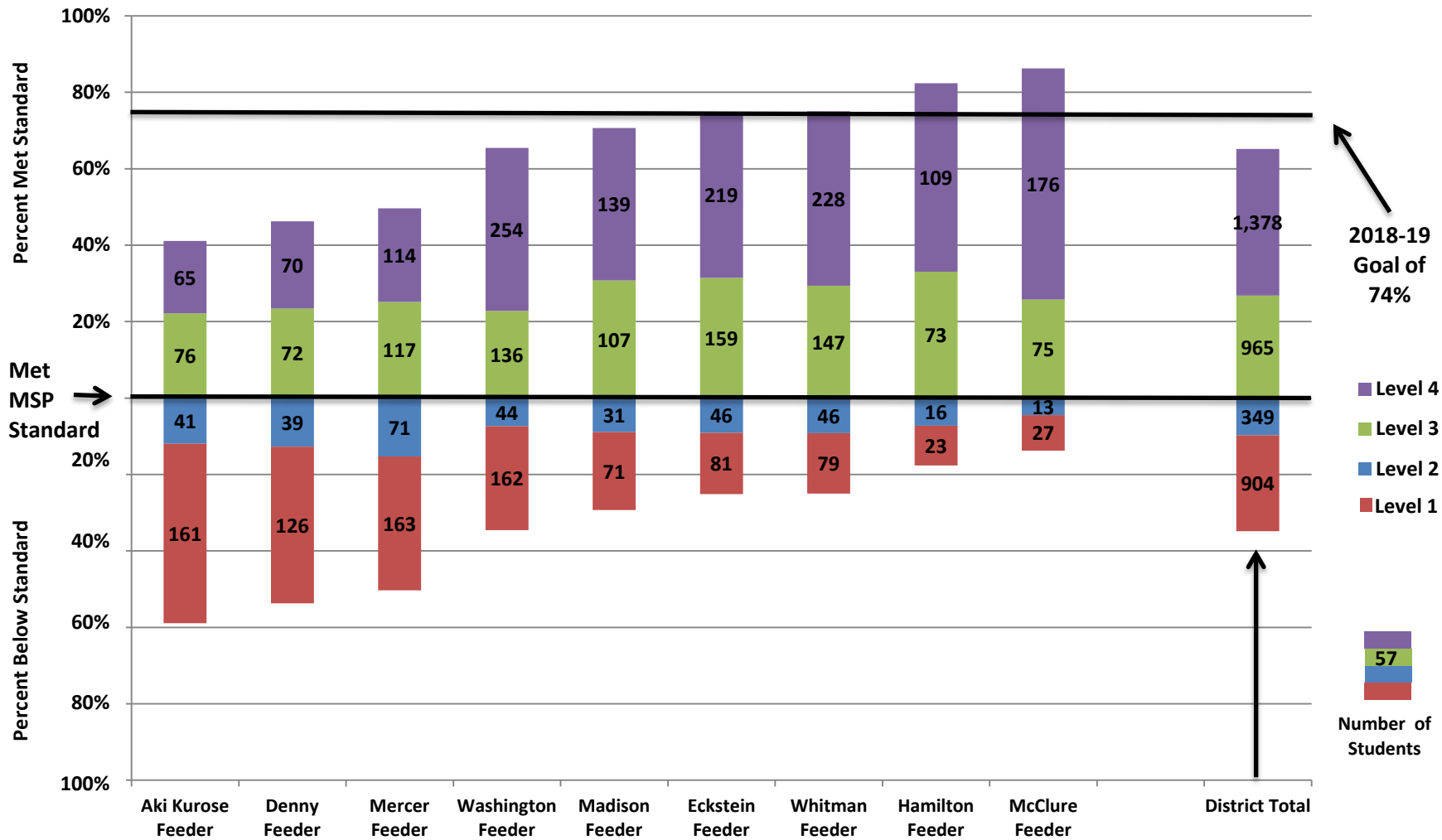
# **Middle School Feeder Patterns**



## Combined Elementary School Data by Middle School Feeder Pattern 3rd Grade Reading MSP, 2010-11



## Combined Elementary School Data for Middle School Feeder Patterns 4th Grade Math MSP, 2010-11



## Middle School Feeder Patterns Number and Percentage of Elementary School Students by Absences, 2010-11

