

# **2010-2011**

# **Performance Data**

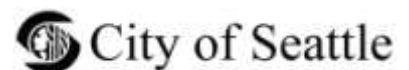
# **Seattle Public Schools**

**Prepared by:**

**City of Seattle, Office for Education**

**with OSPI and SPS data**

**December 2011**



## TABLE OF CONTENTS

	<u>Page</u>
District Level Data by Grade/School Level .....	1
MAP District Data .....	16
English Language Learner District Data.....	22
Middle School Feeder Patterns .....	28
Elementary Segmentation.....	33
Aki Kurose Feeder Pattern .....	36
Denny Feeder Pattern .....	41
Eckstein Feeder Pattern .....	46
Hamilton Feeder Pattern .....	51
Madison Feeder Pattern .....	56
McClure Feeder Pattern .....	61
Mercer Feeder Pattern.....	66
Washington Feeder Pattern .....	71
Whitman Feeder Pattern .....	76
K-8, Middle & High School Data .....	81

# McClure Feeder Pattern

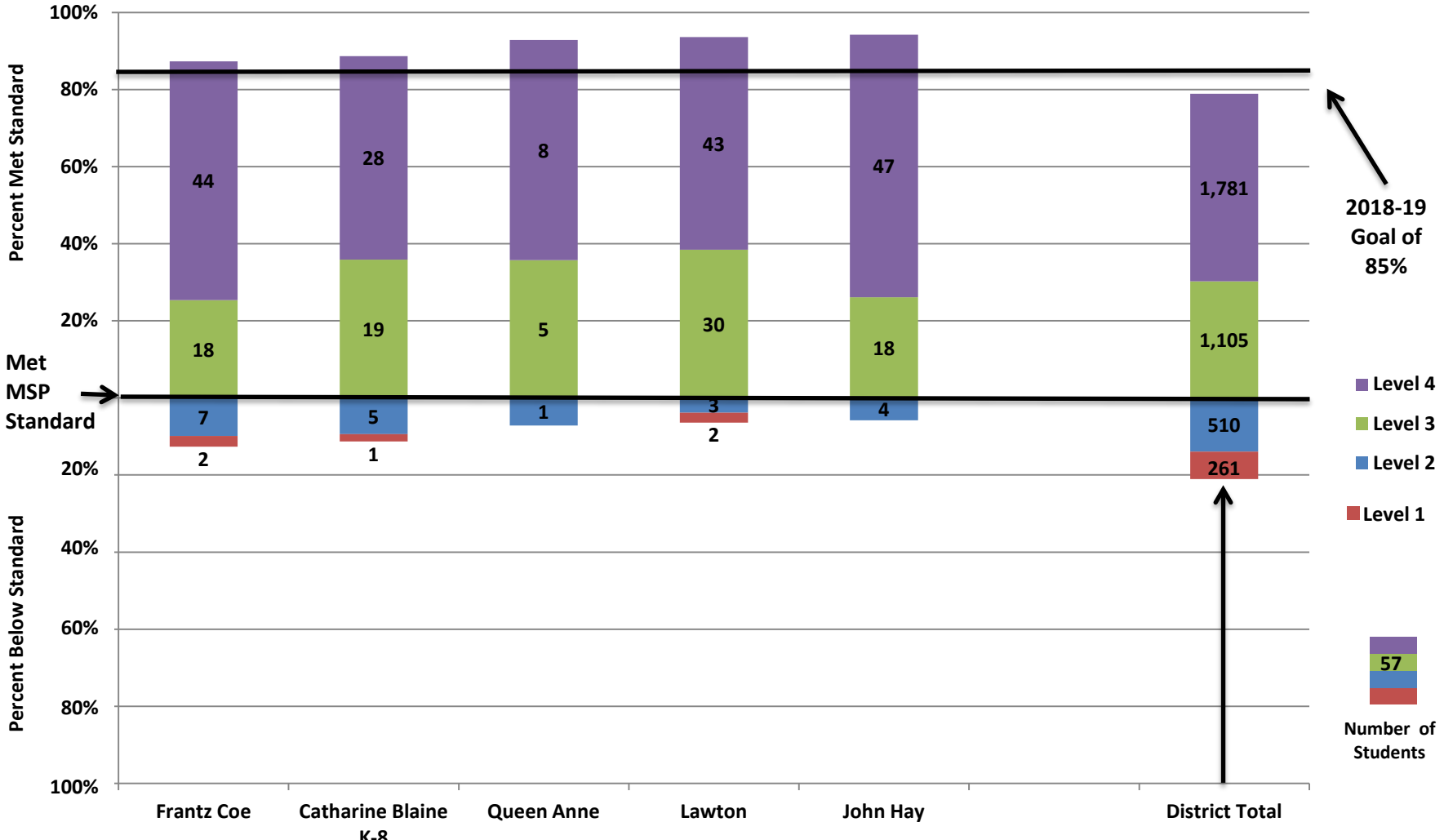
## McClure



- Attendance Area Elementary Schools
- Attendance Area Middle Schools
- Option Schools
- Elementary School Attendance Areas
- Middle School Attendance Area
- Parks
- Industrial Areas & UW
- Out of District

The names referenced on this map are not intended to reflect the official name of any school building. They are instead intended to ensure better public understanding based upon familiar reference, particularly in situations where program and school building names differ. The information included on this map has been compiled by Seattle Public Schools staff from a variety of sources and is subject to change without notice. Seattle Public Schools makes no representations or warranties, expressed or implied, as to accuracy, completeness, timeliness, or rights to the use of such information. This document is not intended for use as a survey product. Seattle Public Schools shall not be liable for any general, special, indirect, incidental, or consequential damages including, but not limited to, lost revenues or lost profits resulting from the use or misuse of the information contained on this map. Any sale of this map or information on this map is prohibited.

# McClure Feeder Pattern Schools 3rd Grade Reading MSP, 2010-11

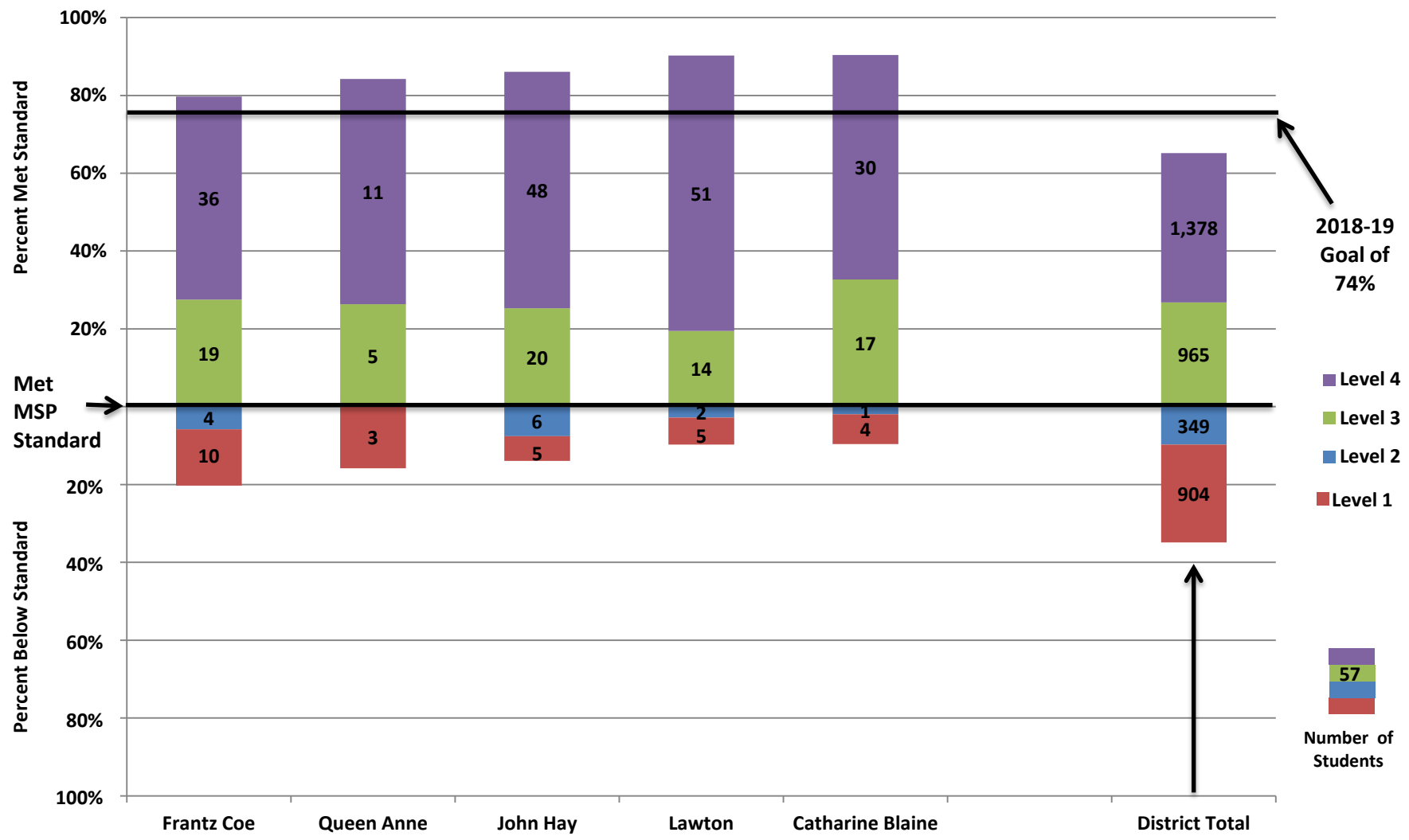


2018-19  
Goal of  
85%

Level 4  
Level 3  
Level 2  
Level 1

57  
Number of  
Students

## McClure Feeder Pattern Schools 4th Grade Math MSP, 2010-11



## McClure Feeder Pattern Number and Percentage of Elementary Students by Absences, 2010-11

