

ORGANIC SOIL BUILDING is the key to a successful, productive garden. Think of soil building as an on-going process where you feed the soil so it can feed you. The information provided below is only a rough guide. The P-Patch office has more extensive information. We encourage you to get your soil tested: a test for NPK (Nitrogen, Phosphorus, and Potassium) and pH (measure of the soils acidity and is a primary factor in plant growth, different types of plants thrive in different pH) is available from the University of Massachusetts, Soils Lab, Web-page: <http://www.umass.edu/plsoils/soiltest> or soiltesting@hotmail.com or (413) 545-2311.

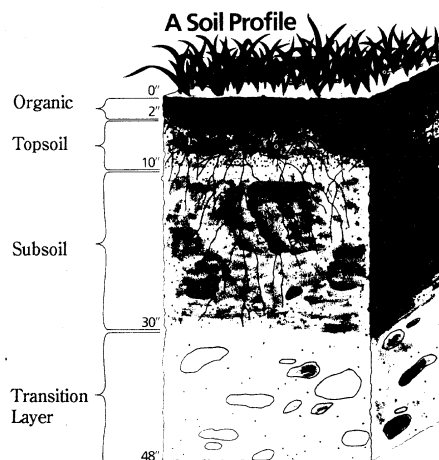
TECHNIQUES FOR BUILDING THE SOIL - An overview

- **Composting:** The two methods to make compost are Hot and Cold. Hot composting makes efficient use of bins and is the quickest way to garden-ready compost. Cold composting is convenient for those who do not have the time needed for hot composting. Cold composting is an add-as-you-go method that needs to sit for at least a year to form compost. Rewards from adding compost to your garden are rich soil, strong healthy plants, increased pest and disease resistance, fewer weeds, better water retention, slow release nutrients, mychorizzal fungi, flavorful sweet vegetables and beautiful flowers and berries.
- **Cover Crops:** Plants grown then chopped up and turned into soil at least one month prior to planting. They perform a variety of valuable soil building roles including leachate prevention, nitrogen fixation, compete with weed growth, mineral mining, and **“green manure” or increased organic matter**. Fall cover crops include: fava beans, annual rye, annual crimson clover, vetch, field peas, corn salad and summer cover crops include: buckwheat and cow peas.

- **Mulches:** Composted, partially composted or un-composted organic materials applied on top of the soil. Depending on season, mulching is done in many ways for many reasons. Mulches include: leaves, coffee grounds, coffee chaff, and straw.

“Interbay Mulch” Recipe: Sheet composting under damp burlap covers.

- Up to 50% “green” materials (grass clippings, espresso grounds, seaweed, vegetable pulp from a juice bar, any garden debris except seed heads and diseased plants which should be hot composted or disposed of in yard waste off site)
- 50-100% “brown” materials (Brown leaves, rotted sawdust or shavings from untreated wood, rotted straw, old pine needles (especially recommended as berry mulch), rotted burlap rotted cotton clothes, dryer lint)
- Mix materials together six to 18 inches deep on top of garden bed
- Cover with damp coffee sacks
- This system works like a worm bin if you want to bury low C:N ratio “greens” into the pile during the winter
- When removing garden material, leave the roots, which are full of sugar to decompose in situ. By spring old roots have become a vast network of underground passageways for oxygen and new roots.



Additional SOIL AMMENDMENTS:

Nitrogen Sources promote good leaf development. These numbers are based on **100 square' plot**.

Cottonseed meal	5-6 pounds	Dry chicken manure	15-20 pounds
Dry steer manure	35-40 pounds	Dried blood meal	2.5-3 pounds
Coffee chaff	20-25 pounds	Fishmeal	3-5 pounds
Shrimp Shell Meal	5-8-0	Alfalfa meal	5-0-2.5

Compost

- Cedar Grove 425-432-2395 Mention you are in a p-patch, you should receive a discount.
- Pacific Topsoils 206-337-2700 delivery available
- Sawdust Supply 206-622-4321 call for prices delivery available
- Sayers Fuel 206-723-0564 delivery available
- Chicken n' chips 425-885-1821 coarse/wood shavings & chicken manure or fine/sawdust & cow manure call for pick-up vs. delivery prices
- Baily Compost 360-568-8826 or baileyc1@gte.net, pick up \$15 a cubic yard, call for deliver prices. Hours of operation Monday-Friday 8am-4:30pm.

Manure sources: *Caution - un-composted horse, goat, chicken or other manures often contain weed seeds, can burn plants if applied directly. Always call to make arrangements for pick up and let the P-Patch office know if these sources no longer exist.*

Horse Manure

- Seattle Police Mounted Patrol West Seattle - 386-4238
- King Conservation District "Manure Share Program" - 764-3410 ext 130
- John & Marcy Brunk you haul, call first -425-786-8844

Cow Manure

- Richard Gradwohl -253-631-1911 noon-5pm composted/w straw
- Smith Brothers/Bob Lewis 682-7633 call for delivery & price
- HyGrass Farms 253-833-7707 Dairy Farm \$4 per yard, they load you truck call for appointment

Goat Manure

- Port Madison Farm on Bainbridge Island 206-842-4125 aged goat manure/u-haul/call 1st

Zoo Doo (Manure from herbivores at the Seattle Zoo) call 625-POOP for availability

Coffee Chaff - the outer paper like coffee bean skin left after roasting - also a good mulch - call Good Coffee Company, 818 Post Ave. 622-5602 (call for availability) bagged or check with any coffee roaster near you.

Leaves-

- Seattle Transportation - 684-0788 for more information and your own neighborhoods/neighbors
- School District 206-298-7619 ask for the grounds supervisor
- Parks Department call your districts grounds crew, check in fall
- Jim, North-end preferred 206-396-1799, pick up sized loads

Coffee Grounds-Have your closest coffee shop save grounds for you to pickup regularly.

- Caravali Coffee 425-251-9256 call for availability
- Tully's Coffee Company 206-695-7664 call for availability, **Burlap Bags too**
- Café Vita just east of Broadway on Pike, stop in and set up pick up schedule
- Espresso Vivace on Denny Wy, first come first serve

Misc organic inputs

- Milfoil 206-684-4958 or 233-3971 lake weed, wonderful for soil amending, milfoil is harvested by the Parks Dept just before the hydro races and is at its peak. Call for delivery,
- Grass 206-547-6710 Carina Langstraat

Phosphorus Sources: promote healthy roots & fruit formation. These numbers based on **100 sq'**

Rock Phosphate (slow acting - long lasting)	10-15 pounds
Fish Bone Meal	2-8-0

Potassium Sources: to help plants resist disease

Granite dust	10 pounds	Greensand	10-15 pounds
Wood ashes	3 pounds	Seaweed (kelp meal)	12 pounds dry

Granite dust, Quiring Monuments, 9608 Aurora N - 522-8400 call first - free w/ you own bucket

Wood ashes - caution - use only ashes from wood fires, no treated or painted lumber

Lime: Reduce soil acidity and make nutrients more available 5-10 pounds per 100 sq'.

Lime should be applied in Fall/Winter well before planting time in desired area.

Fertilizer Mix Recipe: (numbers **based on 100 square' plot**)

To make your own blend use quantities (measured by volume) as follows:

4 parts seed meal (cottonseed, soybean and linseed) or fishmeal

1 part dolomite lime

1 part rock phosphate or 1/2 part bone meal

1/2 part kelp meal

1 part fairy dust

Straw/Hay

-Bothell Feed 425-481-8882

-Nature Boys Organic Feed 17022 Pacific Ave (Hwy 7) Spanaway 253-537-8370

-Arnold's Hay & Grain 15827 35th Ave W Lynnwood 425-743-0908

-Organic Hay Producers in WA state <http://www.wa.gov.agr/fsah/organic/ofproducer.htm>

Saw Dust

-Dave Fen 206-292-0286

-SCCC woodshop on 23rd and Jackson talk to Roger 206-587-5460 M-Th. for pick up

-Salmon Bay Lumber, Dave Kirkendahl 206-789-2135

-Richard White, Bearwood (maple, cherry, walnut) 206-932-8817

-Alaska Red Cedar, cabinet company on Airport Wy. 206-624-4936

Woodchips

-Action tree Svc. Robert Gandt 206-324-7535

-Ballard Tree Service, Greg 782-4847, pager 510-3671

-Emerald Tree Service 726-0668/ 227-8793

-Seattle Tree Preservation, John Husagen 367-4048, Mobil 399-3262

-Chip Kennaugh, recommended by Tilth 524-0555

-Magnuson Park Don Lafrance 206-615-0780 Parks Dept. at Magnuson, call for availability and directions (Sandpoint to 65th, right on 65th, then left at entrance to park...left side of old yellow commissary building; huge ecology block bins is where the chips are located)

-Best Tree Service: www.besttreeservicenw.com

Leaves

-School District grounds supervisor 298-7619


-Parks & Recreation Dept- NW #233-3971, SE #386-1916, DT #684-7258, NC 684-4958, SC #386-1987, CW #386-4280, NE #684-4955, SW #684-7457, CE #684-4750.

-Seattle Department of Transportation- north of Denny #684-0788, Central/South #386-9155 or #233-3770, North #684-4204, West Seattle/South Park #684-7421.

Compost Thermometers 800-58-9595 or info@nascofa.com
Cleavers chop compost materials [Viet Wah@12th Ave S. & S. Jackson](mailto:Viet.Wah@12thAveS.com)

SEED CATALOGS and SEED SAVING INFORMATION

P-Patch promotes organic gardening, and we encourage you to look for organic seeds. Along with organic, seeds often come with labels: open-pollinated, heirloom, or hybrid. Open-pollinated seed/plants may be classified according to how they are pollinated in either self pollinated or cross pollinated. Self pollinated plants tend to be true to type generation after generation while plants that are cross-pollinated, tend to have variation in successive generations. In order to save open-pollinated seeds you need to be put controls on cross-



pollinating plants. Heirlooms seeds are saved and passed down through generations resulting in a variety of flavors, colors shapes, and histories and adaptation to a specific region. A benefit to the heirloom's traits is that the ripening process is staggered, which means you get produce that ripens on an ongoing basis rather than as hybrids which are bred to ripen at the same time. Hybrid plants grown from saved will always vary. Hybrids are a controlled cross of one generation with others that are not predictable. With hybrid seeds you have to buy that same seed again each year if you want the very same type. Check out some of the information sources below for more extensive information.

Seed Saving Information:

The best suited seed is the one that you saved from a plant that has done well previously in your garden, demonstrating its love of your particular microclimate and plant health. Always save seed from your plants that do the best. To find out more information on seed saving try Seed Savers Exchange (Iowa) www.seedsavers.org 319-382-5872 or Abundant Life Seed Foundation: www.abundantlifeseed.com

Especially suited for northwest gardens:

The next best thing to saving your own seed is to experiment with varieties developed by seed companies that are suited for the NW environment so choosing close to home is helpful.

AMPAC Seed Co. (Tangent, OR): 541-928-1651

Charley's Greenhouse Supply: (Mt. Vernon, WA) 800-233-3078,
www.charleysgreenhouse.com

Nichol's Garden Nursery: (Albany, OR) 541-928-9280, www.gardennursery.com

Raintree Nursery: 391 Butts Rd., Morton, WA 98356
Sow Organic Seed: (Oregon) 888-709-7333, www.organicseed.com
Territorial Seed Company: (Cottage Grove, OR) 541-942-9547, www.territorial-seed.com
Tillinghast Seed: P O Box 738/623 Morris St., La Connor, WA 98257 360-466-3329
Victory Seed Co. (Oregon) 503-829-3126, www.victoryseeds.com/index.html

Additional Seed/Plant Resources:

Bountiful Gardens, Ecology Action (Willits, CA) www.bountifulgardens.org 707-459-6410
Burpee, Warminster, PA 18974 bountiful@sonic.net
Evergreen Y H Enterprises (Asian Seeds), P O Box 17538, Anaheim, CA 92817
Filaree Farm, Garlic Specialists: Route 2, Box 62, Okanogan, WA 98840 <http://www.filareefarm.com/>
Garden City Seeds, Northern Acclimated, Open Pollinated, (Victor MT) 406-961-4837, www.gardencityseeds.com
Gardens Alive: 5100 Schenley Place, Lawrenceburg, IN 47025
Gardener's Supply Catalog: 128 Intervale Rd, Burlington, VT 05401 or <http://www.gardeners.com>
Good Earth Seed Co. (Tsang and Ma): P O Box 5644 Redwood City, CA 94063
Johnny's Selected Seeds: (Albion, ME) 207-437-9294, www.jonnyseeds.com
Native Seed/SEARCH (Tucson, AZ) 520-622-5561 or desert.net/seeds/home.htm
Ornamental Edibles, (San Jose, CA) 408-946-7333 or www.ornamentaledibles.com
Oriental Seed & Flower Catalog, Sunrise Enterprises, P.O. Box 1960, Chesterfield, VA 23832
Park's Seed Co., 255 Cokesbury Rd., Greenwood, SC 29674

Organic Gardening Resources and Tips

Peaceful Valley Farm Supply, Grass Valley, CA, 916-272-4769, <http://www.groworganic.com>
Pinetree Garden Seeds, New Gloucester, ME, 207-926-3400, www.maine.com
Redwood City Seed Co. (Redwood City, CA) www.batnet.com/rwc-seed/supplement
Renee's Seed (CA) www.garden.com/reneesgarden
Ronniger's Seed Potatoes, 19714 178 Ave. E., Orting, WA 98360
Salt Spring Seeds (BC, Canada) <http://www.certifiedorganic.bc.ca/Subscriptions/SaltSpringSeeds.html>
Seeds Blum, Idaho City Stage, Boise, ID 83706
Seeds of Change, (Santa Fe, NM) <http://www.seedsofchange.com>
Seeds West, P O Box 2817, Taos, NM 87571
Shepherd's Garden Seeds (Felton, CA) www.shepherdseeds.com
Smith and Hawken (Florence KY) www.smith-hawken.com/home.jhtml
Stokes Seeds, P O Box 548, Buffalo, NY 14240
The Cook's Garden, P O Box 65, Londonderry, VT 05148
Thompson and Morgan, P O Box 1308, Jackson, NJ 08527
Vermont Bean Seed Company: (Fair Haven, VT) 803-663-0217
Vesey's Seeds for Short Seasons, P O Box 9000, Calais, ME 04619-6102
White Flower Farm Plantsmen, Litchfield, CT 06759-0050

RECOMMENDED READING


Maritime Northwest Garden Guide, Seattle Tilth
Growing Organic Vegetables West of the Cascades, Steve Solomon
Winter Gardening in the Maritime Northwest, Binda Colebrook
Gardening Under Cover, William Head
Garden Pests and Diseases, Audrey Brooks and Andrew Halstead
The Organic Garden Book, Geoff Hamilton
Color Handbook of Garden Insects, Anna Carr
Color Dictionary of Flowers and Plants of Home and Garden, Roy Hay & Patrick Syngé
Trees of Seattle, Arthur Lee Jacobson
Northwest Landscaping, Michael Munro

GARDEN AIDS & TOOLS

- **The City Gardener's Cookbook**, delicious recipes from Seattle's P-Patches available through P-Patch Trust at 425-329-1601 VM
- Maritime Northwest Garden Guide, year round organic gardening calendar available through Seattle Tilth #633-0451

WATER CONSERVATION:

- Increase spacing between plants, this reduces competition for water and nutrients. This technique can be used on any food crop (summer annuals) but works best for tomatoes, winter squash, pole beans, sunflowers and corn.
- Prepare your soil early (March) or before the water has evaporated from the soil. You should prepare the soil and then mulch until your ready to plant. The mulch is vital since it reduces evaporation that can rob soil of its moisture. Alfalfa hay has little weed seeds and adds nitrogen. See the mulch list for more ideas.
- Water in the morning or late afternoon, not in the midday when water will evaporate and be wasted.
- Water deeply. It is better to give plantings a good soaking once a week than to give 3-4 light surface waterings.
- Water slowly and at the roots. Avoiding spraying your plants from the top where water is lost to evaporation and can promote diseases on some plants, such as tomatoes that don't like wet leaves.
- Mulch bare soil, a layer of mulch and soil with lots of organic matter retains moisture longer.
- Creatively include water collection into the garden, such as off any shed, barrels can easily be attached to the shed roof's drainage system and then be used to water hot composting systems.



INFORMATION & FUNDING RESOURCES

Regional & Local Organizations

P-Patch Trust

Building Gardens, Growing Communities. The PPT champions community gardening as an integral part of Seattle's open spaces and urban development. Work to provide everyone access to community gardening and to create a garden in every neighborhood. Educate Seattle residents on organic garden practices, urban ecology and biodiversity. Promotes awareness of sustainability and encourages others to join us in building and preserving community gardens. PO Box 19748, Seattle, WA 98109 425-329-1601

www.ppatchtrust.org Or email p-patch.trust@ppatchtrust.org.

Lettuce Link Project (Interested in giving some of the organic produce to those in need?) is a service of the Fremont Public Association. Lettuce Link coordinates the donation and delivery of fresh produce from P-Patches to food banks & feeding programs. Call 694-6754 if you can help with growing or delivery.

Noxious Weed lists and tips: <http://dnr.metrokc.gov/wlr/lands/weeds> and noxious.weeds@metrokc.gov or 206-296-0290.

Seattle Tilth inspires people of all ages to deepen their connections to nature in the city through hands-on education about organic gardening, local farms, and sustainable ways of using the world's resources. Tilth's office, excellent reading library, demonstration garden and composting education center is located at the Good Shepherd Center in Wallingford, 4649 Sunnyside Ave N, Rm. 1, southwest side of the grounds. Tilth is a membership organization and provides classes, an excellent monthly newsletter as well as the spring Edible Plant Sale and fall Organic Harvest Fair. For information please call 633-0451; or visit the web site at www.seattletilth.org, main #633-0451.

Natural Lawn & Garden hotline 633-0224.

Seattle Tilth's MASTER Composter/Soil Builder's Training: Learn simple, natural ways to build healthy soil. You'll learn how to compost yard & food wastes, build healthy soils, conserve & protect water, create pest-free landscapes, reduce solid waste, and educate the public. For more information on this program call 633-0097.

Washington State University (WSU) Cooperative Extension-King County

Dial Extension is also a WSU/KC service. Prerecorded tapes are available for gardening information. Touch-tone phones, service 24 hours. Dial 296-DIAL, (296-3425), try #1921 - planting in early spring; or #1963 - organic vegetable gardens, or #123 -slugs! **Master Gardeners** trained through WSU/KC, provide free gardening literature and advice. To become a Master Gardener applications are accepted in October and training is Jan & Feb yearly. Master Gardener volunteer advisors are available to help at p-patches. They also serve at local clinics and fairs, and provide information on gardening. Garden questions & further information can be answered by phone - 296-3900.

King Conservation District- King Conservation District native plant and wetland nurseries. Native plant sales order February pick up March in Renton. 206-764-3325 (SWIM native plant nursery #425-296-8065)

The Center for Urban Horticulture at the University of Washington, 3501 NE 41st St has an excellent reading library open to the public, for a list of classes offered, or to be on the mailing list, please call 685-8033. Plant Clinic Monday's 4-8pm @205-8916

Washington NATIVE PLANT SOCIETY-The WNPS is an organization dedicated to the conservation of the **native** plants of **Washington State** 7400 Sand Point Way NE, Seattle, 98115 527-3210 or 1-888-288-8022 E-mail: wnps@wnps.org. WNPS offers training in native plant identification, ecology, restoration, and public outreach. In turn volunteers give back hours of volunteer time. If you need help with native plantings at your p-patch they can link you up with a Native Plant Steward in your area.

Utilities-Under ground locators...call before you dig 800-424-5555 call two business days prior to digging to a depth of 12" or more.

Seattle Public Utilities-*Water quality and conservation issues* 206-684-5849

South Seattle Community College Horticulture Program 206-764-5391

Women in Horticulture Landscape referral services 206-781-7741 or referral line 206-781-3827
Cascadia Biomes, goal to increase public awareness and availability of Pacific NW native plant communities for a full range of gardening, landscaping, and conservation projects. biomes@earthlink.net or 206-322-0528. Plant sale in May, pick up in fall for planting.

Washington Toxics Coalition, Safe alternatives, 206-632-1545

Center for Sustaining Agriculture & Natural Resources WSU Puyallup works to create sustainable agriculture and natural resource systems and developing & implementing interdisciplinary systems oriented research and education. 253-445-4626 or csanr@wsu.edu

WA State Office of Environmental Education, 2800 NE 200th Street Environmental Library Lake Forest Park 206-365-3893.

Cob Building help, Catherine Burke 206-547-2451.

Starflower Foundation, 206-789-0263 Small foundation assists with restoration of NW native landscapes on public lands.

Seattle Audubon Society-gardening for life program 206-523-8243 x14

Environmental Horticulture Program 206-685-2692 Linda Chalker-Scott lindacs@u.washington.edu
Possible help with children's gardens/school property.

Cascade **Harvest Coalition** Building Community Strength through Healthy Food & Farm systems in Western Washington. 525-1098 [mary@oz.net]

Natural Resource Stewardship Network Urban Forestry/Water Quality Grant to enhance urban forests, improve/protect water quality and water dependent habitats, and/or demonstrate benefits of use of reclaimed water and biosolids.

Wiggle Worm Farm, 206-297-7303. Learn hands-on from an experienced professional worm grower how to easily and successfully start and/or maintain a worm bin year-round in Seattle.

Tree Resources

Earthcops-Matches volunteer resources with urban forestry projects, community outreach coordinator Chris LaPointe or chris@earthcorps.org, 322-9296 x217

Seattle Parks Urban Forster-Katie Moller @ Katie.moller@seattle.gov or 206-233-5019

Green Seattle Partnership, Forest Stewards Programs— Joanna Nelson 206-292-5907 x117

City Arborist-684-7649, or e-mail Nolan.Rundquist@seattle.gov

Seattle Tree Stewards- Classes in tree biology& landscape maintenance are available to Seattle neighborhood groups of 15 or more by request. Contact Liz Ellis, 684-5008.

PlantAmnesty proper tree & shrub pruning education <http://www.plantamnesty.org> 783.9813

W. Cascade Tree Fruit Society Seattle Chapter 206-522-2273 or www.wcfs.org/chapters.html

Recycling Resources

King Co. Commission for Marketing Recyclable Materials. www.metrokc.gov/market [check out all the great businesses producing goods made from the waste stream] 296-4439

WA Department of Ecology 800-recycle, recycling hotline

NW Insurance Council-Strong Neighborhood Action Program (SNAP) Community Building Grants
www.wiconline.org/partner.htm or 206-624-3330

National

American Community Gardening Association is a national non-profit organization of community garden and open space volunteers and professionals. ACGA promotes community gardening and greening nationwide. For information on membership, email (acganationaloffice@yahoo.com), or website <http://www.communitygarden.org/>. They also run a listserv, to join and talk with community gardeners around the world www.communitygarden.org/listserv/index.html and join. A bi-monthly newsletter, the Multi-logue, and an annual [Community Greening Review](#) are membership benefits.

Community Food Security Coalition is a national non-profit organization dedicated to building strong sustainable local & regional food systems to ensure access to affordable nutritious and culturally appropriate food for all people. P.O.Box 209 Venice, CA 90294 (310) 822-5410 www.foodsecurity.org

Here's where you can find gardening supplies around town. It's always good to call first.	Offer: P-Patch 10% Discount Regular price garden items	Soil Amendments								Manure/Composts					Seeds							Insecticidals					Plants					Gardening Books	Tools						
		Bone Meal	Blood Meal	Kelp Meal	Cottonseed Meal	Fish Meal	Organic Blend	Greensand	Rock Phosphate	Dolomite Lime	Chicken	Steer	Barnyard	Farmyard	Mushroom	Cedar Grove	Burpee	Ed Hume	Lily Miller	Seeds of Change	Shepherds	Botanical Inter	Renee's Garden	Territorial	Green Manures	Specialties	Safer's Soap	Concern Products	BT	Pyrethrin	Rotenone			Diatomaceous Earth	Spring Veggies	Herbs	Seed Potatoes	Onion Sets	Fall Veggie Starts
View Ridge 526-7661 6514 40th Ave. NE, Seattle 98115		xc	xc	xc	xc		x	xc	xc	xc					x				x			x				xc						x	x				xc	xc	
Fremont 632-6811 716 N. 34th Seattle, 98103		x	x	x	x	c	x	x					x		x						x	x	x			x	xc	x				x				x	xc	xc	
Puget Consumers' Co-op - Seward Park 723-2720 5041 Wilson Ave. S., Seattle 98118							x								x				x			x				xc							x			xc	xc		
West Seattle 937-8481, 2749 Calif Ave. SW, Seattle 98116		xc	xc	xc	xc		x	xc	xc	xc	x	x	x		x	x					x	x			x	x	xc	x	x		x		x	x	xc	x	xc	xc	
City People's Garden Store -- 324-0737 2939 E. Madison St, Seattle 98112	*	xo	xo	xo	xo	xo	xo	xo	xo	x			x		x	x			x	x	x	xo			x	x	x	x		x		x	x	x	x	x	x	x	x
City People's SandPoint 524-1200 5440 SandPoint Way NE, Seattle, 98105	*	x	x	x	c	c	x	c	x	x	x		x	x	x	x					x	x	x			x	x	x	x		x		x	x	c	c	x	x	x
West Seattle Nursery & Garden Ctr 935-9276, 5275 Calif. Av. SW Seattle 98136	*	x	x	x	x		x		c	x	x	x	x	x	x	x			x		x	x			x	x	x	x		x		x	x	x	x	x	x	x	
The Wallingford Garden Spot 547-5137 1815 N. 45th St., Seattle 98103	*	x	x	x		x	x			x					x						x	x			x	x	x	x	x	x					c	x	x		
Junction True Value Hardware 932-0450 4747 44th Ave. SW, Seattle 98116	*	x	x	x		x	x			x	x	x		c	x		x					x			x			x		x		x	x		x	x	x	x	
Indoor Sun Shoppe 634-3727	*	x	x	x	x	x	x	x	x	x									x					x	x	x	x	x		x									
Swanson's Nursery 782-2543 9701 15th Ave NW, Seattle	*	x	x	x	x	x	x	x	x	x	x	x		x	x	x			x		x	x	x		x	x	x	x	x		x		x	x	x	x	x	x	
Sky Nursery 546-4851 18528 Aurora Ave. N., Seattle 981133,	*	x	x	x	x	x	x	x	x	x	x	x		x	x	x	x		x		x	x	x		x	x	x	x	x		x		x	x	x	x	x	x	
Furney's Nursery (206)878-8761 21215 Pac Hy So., Des Moines	*	x	x	x	x		x	x	x	x	?	?	?	?	?		x	x				x	x		x	x	x	x	x		?		x	x	x	x	c	x	x
Magnolia Garden Center 284-1161 3213 W. Smith St., Seattle 98199	*	x	x	x	x		x	x	x	x	x	x		x	xo	x									x	x	x	x	x				x	x	x	x	x	x	x

x--Material is boxed or bagged. o--Available in bulk. c--Call first, as not always in stock. For discount, present green Friends of P-Patch membership card. *1 = One time only discount. *2 = Vegetable plants only

Organic Pest Control Tips:

Slug Trap: make your own traps at home for use in organic P-Patch gardens

- 1) Cut 3 or 4 windows in a cottage cheese carton
- 2) Add bait:

Suggested baits for traps

Beer: Fill the trap to about 1/2 inch from the top with fresh beer. Clean and refill every other day. (Unfortunately, beneficial beetles are also attracted to the beer) or a mix of 1/2 t yeast + 1/2 t sugar + 1 cup warm water.

Slug Dough: Can be kept in the refrigerator, 1T. molasses, 3 T. cornmeal, 1/2 C. of flour, 1/2 C water, and 1/2 T. yeast.

Other Baits: Place into the trap fermented bread dough, lettuce, cabbage, sliced potatoes or turnips placed in salty water.



- 3) Replace lid
- 4) Place on top of soil so beneficial bugs won't get trapped
- 5) Place a weight (rock) on top so it won't blow away
- 6) Wait for the slugfest, check often, and dispose of off the P-Patch site
- 7) Re-bait trap

Wasps and other bees are beneficial to an organic garden but sometimes they decide to nest in places that must be removed.

Doug Wasp Collections, Doug Cheney 425-485-0103

Fruit trees and codling moths and apple maggots

Apple Maggot plastic spheres coated with Tangletrap to attract and "imprison" apple maggot fly and Codling Moth traps: little tents with pheromones

both products are available from Raintree. <http://www.raintreenursery.com>. you can use bags of red apples instead of the plastic ones and cover them in tangletrap and achieve the same results for the apple maggot.

Neither works for complete control but more as an indicator of what kind of populations you have.

Picardo tried these organic methods in addition to the monitoring: 1. A dormant oil spray to control insect eggs and 2. A caolin clay spray to coat the fruit which deters the insects boring into the fruit.

