



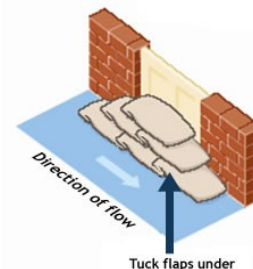
Stacking, Placing and Disposing Sandbags

STACKING SANDBAGS


Care should be taken to stack the sandbags as shown in the illustrations to the left and right. Complete each layer before starting the next layer. Stamp bags firmly into place to eliminate gaps and create a tight seal.




Positioning sandbags



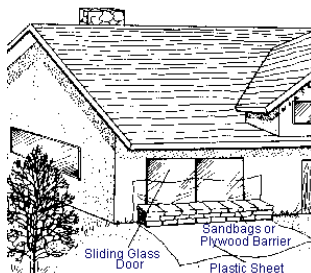
Place no more than two layers unless a building is used as a backing (shown left) or sandbags are pyramided (shown right).




PLACING SANDBAGS TO DIVERT WATER AND DEBRIS



Place bags against house



Seal a sliding glass door



Direct debris away from home

DISPOSING SANDBAGS

Sandbags should be disposed of properly – do not place them in garbage cans or throw away the sand in the street, down a drain or in water bodies. Floodwater is generally considered to be polluted, so sand from bags exposed to floodwater should not be used for children's sand boxes. Clean, washed sand can be added to gardens as a soil amendment.